



SMALL GROUP LEADER GUIDE

Jesus • Week 1 • All Things New



Emcee Leads



Small Group Leader Leads



Video Leads



Countdown Timer

5 min

Start video when experience begins • Tidy room • Get into a small group with your kids



3 min

Small Group Welcome

Get kids talking • Help each kid in your small group feel seen and heard

- **Introduce** yourself and **welcome** kids by name.
- **Catch up** on prayer requests and life events.
- **Talk about** welcome question: **What's the biggest mess you've ever had to clean up?**



Theme Song

1 min

Sing and dance along • Encourage your small group to join in



Emcee Intro Konnection

30 sec

Focus your small group on emcee



Rules Video

1 min

Focus your small group on video • Encourage kids to count out and say each rule with video



Emcee Giving Konnection

30 sec

Focus your small group on emcee



Offering Teaching Video

90 sec

Focus your small group on the video • Follow campus procedure to collect offering



Worship Teaching Video

1 min

Focus your small group on video • Stand with your kids when video prompts you to



Worship Music Videos

≈ 6 min

Sing and dance along • Encourage your small group to join in

- I Believe
- Jesus What a Friend Remix



Emcee Activity Konnection

30 sec

Focus your small group on emcee



9 min

Small Group Activity

Have fun doing activity with your small group

You'll Need

Per Kid	1 Cardboard circle
Per Group	10 Sheets of paper 1 Set of markers

After Activity

Kids Keep	Their cardboard shield
You Keep	Paper wads and markers (save to reuse)

To Do

Say: Let's pretend these are your shields to help you join Jesus in fighting evil! What good things did He make you good at to help this world be good and new? Draw a few things you're really good at on your shield!

1. **Give** each kid a cardboard circle and a **place** markers where kids can access them.
2. Kids **write** or **draw** their ideas on their shields. As kids work, **read** ideas from the All Things New activity supplement printed on back to help.
3. **Crumple** the sheets of paper into wads (if not already done).

Say: Okay, let's test those shields! Stop coloring, and hold them up to see how you can fight alongside Jesus!

4. **Read** an idea from the activity supplement, then **toss** paper wads at the shields.
5. **As time allows, repeat** step 4, **reading** a new situation for each round



Emcee Point Konnection

30 sec

Focus your small group on emcee



Konnnect HQ Teaching Show

≈ 20 min

Focus your small group on video as you watch it together



1 min

Konnnect HQ ABCs

Focus your small group on video • Help kids say admit, believe, and choose with video



30 sec

Emcee Wrap-Up Konnection

Focus your small group on emcee



≈ 10 min

Small Group Talk & Prayer

Get kids talking • Pray with your small group • Build relationships

Review the Point: You can help Jesus make all things new. Ask Him what He made you to do.

Review the Verse: **Locate Bibles** in the room, **look up** the verse together, and **talk about** what's the same and what's different if it's in a different translation.

Revelation 19:16 NLT *On his robe at his thigh was written this title: King of all kings and Lord of all lords.*

- Close your eyes and listen to this Bible verse. What does it make you think about?

Choose a Question to Get Your Group Talking

- What are some unfair or wrong things that upset you?
- What are some good things you can do to help Jesus make all things new?
- When something isn't fair or right, what gives you hope inside your heart?

Wrap Up

- **Pray** together.
- **Do** the small group activity again or **play** a game like *Charades* or *Duck, Duck, Goose*.

Leader Tip


Be consistent in how you treat kids in your group. If you over-reward one kid or over-reprimand another, they might think you have favorites. This can erode their trust.



≈ 10 min

Check Out

Greet parents • Praise kids • Stay in small group until check out ends



ALL THINGS NEW ACTIVITY SUPPLEMENT

JESUS // WEEK 1 // ALL THINGS NEW

Ways to make all things new:

Use these ideas for both drawing/writing on the shields and playing the game.

- When people leave trash on the ground, I can pick it up.
- When someone is sad, I can draw a beautiful picture to make them smile.
- When someone feels left out, I can show kindness to them.
- When someone feels like no one cares about them, I can give them a gift.
- When someone is sick, I can pray for them.
- When a pet needs food, water, or love, I can take care of them.
- When a little kid throws a fit, I can be gentle with them.
- When my friends want to do something wrong, I can stand up for what's right.
- When I want to argue, instead I can choose to listen and talk respectfully.
- When someone doesn't know Jesus loves them, I can tell them how to be His friend.
- When people are hungry, I can share some food with them.
- If I disagree with someone, I can still choose to be kind and loving to them.
- When someone is sad, I can say an encouraging Bible verse to them.
- When I want to complain about schoolwork, I can write a thank-you note to my teacher instead.
- When a bully is picking on me or someone else, I can tell them to stop, and tell a trusted adult.
- If someone seems upset, I can ask them if they'd like to talk about it.
- When someone feels lonely, I can spend time with them.
- If I see something scary, confusing, or weird, I can tell a trusted adult.
- When I see a huge mess, I can help clean it up.
- When someone seems worried or stressed out, I can ask what I can do to help.
- When someone gets hurt, I can tell a trusted adult. I can even get them a Band-Aid!
- When people are fighting, I can try to help them work it out and get help from a trusted adult.
- When something seems unfair, I can speak up with respectful words.
- When someone is crying a lot, I can sit with them quietly.
- When someone needs to relax, I can help them take deep breaths and be still.



SMALL GROUP LEADER GUIDE

Jesus • Week 2 • Jesus Is the Light



Emcee Leads



Small Group Leader Leads



Video Leads



Countdown Timer

5 min

Start video when experience begins • Tidy room • Get into a small group with your kids



Small Group Welcome

3 min

Get kids talking • Help each kid in your small group feel seen and heard

- **Introduce** yourself and **welcome** kids by name.
- **Catch up** on prayer requests and life events.
- **Talk about** welcome question: **Where is the best place to play flashlight tag?**



Theme Song

1 min

Sing and dance along • Encourage your small group to join in



Emcee Intro Koneksi

30 sec

Focus your small group on emcee



Rules Video

1 min

Focus your small group on video • Encourage kids to count out and say each rule with video



Emcee Giving Koneksi

30 sec

Focus your small group on emcee



Offering Teaching Video

90 sec

Focus your small group on the video • Follow campus procedure to collect offering



Worship Teaching Video

1 min

Focus your small group on video • Stand with your kids when video prompts you to



Worship Music Videos

≈ 6 min

Sing and dance along • Encourage your small group to join in

- Jesus What a Friend Remix
- He Has Won



Emcee Activity Koneksi

30 sec

Focus your small group on emcee



Small Group Activity

9 min

Have fun doing activity with your small group

You'll Need

Per Kid	1 Invisible ink+UV light pen 1 Sheet of paper
Per Group	Nothing

After Activity

Kids Keep	Their invisible ink pen and paper
You Keep	Nothing

To Do

Say: These pens leave messages that can't be seen unless you shine a special light on them. Draw some bright, shiny things about Jesus with your pen: like loving things Jesus wants to say to us, things that are awesome about Jesus, or something great Jesus teaches us.

1. **Give** each kid a paper and one of the special pens.
2. Kids **draw or write** things about Jesus on their paper with the invisible ink. **Read** the Jesus Is the Light activity supplement (printed on back) out loud while kids work to give them ideas.
3. Kids **shine** their pen's UV light on what they drew or wrote to reveal it to the group. **Note:** Have kids show you what they wrote first to make sure it's appropriate.

Say: Keep your special pen to remind you that Jesus is the light of the world. When things feel dark or confusing, Jesus is like a super bright flashlight to show us God's love and God's good way.

4. **As time allows**, kids **continue to decorate** their paper with their invisible ink pens.



Emcee Point Koneksi

30 sec

Focus your small group on emcee



Konnnect HQ Teaching Show

≈ 20 min

Focus your small group on video as you watch it together



Konnnect HQ ABCs

1 min

Focus your small group on video • Help kids say admit, believe, and choose with video



Emcee Wrap-Up Koneksi

30 sec

Focus your small group on emcee



Small Group Talk & Prayer

≈ 10 min

Get kids talking • Pray with your small group • Build relationships

Review the Point:

When you feel like you're in the dark, let Jesus be your light.

Review the Verse: **Locate Bibles** in the room, **look up** the verse together, and **talk about** what's the same and what's different if it's in a different translation.

John 8:12 NLT ... "I am the light of the world. If you follow me, you won't have to walk in darkness ..."

- What do you think this Bible Verse is talking about?
- **Choose a Question to Get Your Group Talking**
- How do you think Jesus can give light to a kid when they feel lost or confused inside?
- Learning from Jesus helps His light grow in you. What are some ways you can learn from Jesus?
- Name some trusted people who can help you when you feel confused, lost, or like you're in the dark.

Wrap Up

- **Pray** together.
- Do the small group activity again or **play** a game like Thumb Wars or Telephone.

Leader Tip


Remember, kids trust leadership that's clear and consistent. It gives them comfort and security to know what's okay and what's not.



Check Out

≈ 10 min

Greet parents • Praise kids • Stay in small group until check out ends



JESUS IS THE LIGHT ACTIVITY SUPPLEMENT

JESUS // WEEK 2 // JESUS IS THE LIGHT

What Jesus Would Say

- You are loved. A lot.
- You are wonderfully made.
- You have an important purpose.
- You are My child.
- I am always with you.
- I will take care of you.
- I will always help you.
- You are not a mistake.
- I forgive you.
- Nothing could make Me love you more than I already do.
- Nothing could make Me love you less than I do.
- You are precious and you matter a lot.
- I want to be your friend.
- I love it when you talk with Me.
- It makes Me so happy when you're kind to others.
- I know everything about you, and I love you.
- I will always keep My promises to you.
- I want to spend forever with you in Heaven.
- I can and will help you whenever you ask.
- You are special to Me.
- I choose you to be My friend.
- You never have to do anything all by yourself. I am here to help.

Good Things About Jesus

- He is God's Son.
- He forgives our sin.
- He died and rose again.
- He is always good.
- He is the light of the world.
- He never does wrong.
- He loves us all the time.
- He is super powerful.
- He answers our prayers.
- He is the King of all kings.
- He is a good teacher.
- He makes us friends with God when we follow Him.
- He doesn't have favorites—He loves us all the same.
- He shows us how to love God's way.
- He makes our hearts new when we choose to follow Him.
- He created the whole world with God.
- He chose to come to earth as a little baby.
- He will make the whole world new again.
- He loves it when we show love to others.
- He wins every battle with evil.
- He is real.
- We can trust Him.



SMALL GROUP LEADER GUIDE

Jesus • Week 3 • Suffering



Emcee Leads



Small Group Leader Leads



Video Leads



Countdown Timer

5 min

Start video when experience begins • Tidy room • Get into a small group with your kids



Small Group Welcome

3 min

Get kids talking • Help each kid in your small group feel seen and heard

- **Introduce** yourself and **welcome** kids by name.
- **Catch up** on prayer requests and life events.
- **Talk about** welcome question: **If you broke your arm and had a cast, who would you ask to sign it?**



Theme Song

1 min

Sing and dance along • Encourage your small group to join in



Emcee Intro Koneksi

30 sec

Focus your small group on emcee



Rules Video

1 min

Focus your small group on video • Encourage kids to count out and say each rule with video



Emcee Giving Koneksi

30 sec

Focus your small group on emcee



Offering Teaching Video

90 sec

Focus your small group on the video • Follow campus procedure to collect offering



Worship Teaching Video

1 min

Focus your small group on video • Stand with your kids when video prompts you to



Worship Music Videos

≈ 6 min

Sing and dance along • Encourage your small group to join in

- Jesus What a Friend Remix • Jesus Is Alive Right Now



Emcee Activity Koneksi

30 sec

Focus your small group on emcee



Small Group Activity

9 min

Have fun doing activity with your small group

You'll Need

Per Kid	Nothing
Per Group	Nothing

After Activity

Kids Keep	Nothing
You Keep	Nothing

To Do

Say: Wow. I've got some tough challenges for you—let's see how well you do. I'll watch but I won't help out!

1. **Assign** kids a challenge from the activity supplement printed on the back of this guide.
2. Kids **do challenge** for about 30 seconds while you **stand still, arms crossed, without smiling**. No helping!
3. When time's up, **ask** kids:
 - How hard was that challenge?
 - How did it feel when I didn't help or encourage you?
4. **Kids do the same** challenge you picked the first time for about 30 seconds, but this time you **smile, help,** and **say** encouraging words from the back of this guide.
5. When time's up, **ask** kids:
 - How hard was the challenge this time?
 - How did it feel different doing the challenge when I helped you, encouraged you, and cheered you on?
6. **As time allows, try new challenges**, but use encouraging words like Jesus says from here on out!



Emcee Point Koneksi

30 sec

Focus your small group on emcee



Konnect HQ Teaching Show

≈ 20 min

Focus your small group on video as you watch it together



Konnect HQ ABCs

1 min

Focus your small group on video • Help kids say admit, believe, and choose with video



Emcee Wrap-Up Koneksi

30 sec

Focus your small group on emcee



Small Group Talk & Prayer

≈ 10 min

Get kids talking • Pray with your small group • Build relationships

Review the Point: Jesus is there to help you through. He's been through some hard times, too.

Review the Verse: **Locate Bibles** in the room, **look up** the verse together, and **talk about** what's the same and what's different if it's in a different translation.

Hebrews 12:2 NIRV ... *He paid no attention to the shame of the cross. He suffered there because of the joy he was looking forward to. ...*

- What do you think people can learn from this verse?

Choose a Question to Get Your Group Talking

- What do you think "suffering" means?
- What thoughts might a kid think if they are suffering?
- What do you think you can do to help someone who is suffering?

Wrap Up

- **Pray** together.
- **Do** the small group activity again or **play** a game like *Rock, Paper, Scissors* or *I Spy*.

Leader Tip


Ever struggle to keep a kid engaged during worship? Keep it fun as you help them focus. Try challenging them to a dance off!



Check Out

≈ 10 min

Greet parents • Praise kids • Stay in small group until check out ends



CHALLENGES ACTIVITY SUPPLEMENT JESUS // WEEK 3 // SUFFERING

CHALLENGES

If a kid in your group has a disability that makes the active challenges impossible, choose non-active challenges.

Active

- Stand with arms out to sides while balancing on one foot.
- Sit down and stand up repeatedly.
- Run in place, while trying to touch your knees to your chest with each step.
- Plank.

Non-Active

- Keep your eyes open without blinking.
- Hold your biggest smile on your face without lowering your cheeks once.
- Stick your tongue out as far as it can go, then back in your mouth as fast as possible.
- Say the alphabet backwards over and over.

Encouraging Words

Repeat phrases as necessary to fill the time.

- You can do this!
- I'm really proud of you!
- Wow! You're doing so well!
- You've got this!
- Keep it up!
- Don't quit!
- You're gonna make it!
- Keep breathing!
- Keep trying!
- Get after it! Come on!
- You're so close to finishing!
- Finish strong!